

Flukare C Flukicide for Cattle and Sheep

Virbac (Australia) Pty Limited

Chemwatch Hazard Alert Code: 2

Chemwatch: 4607-10

Issue Date: 10/05/2016

Version No: 4.1.1.1

Print Date: 12/09/2017

Safety Data Sheet according to WHS and ADG requirements

S.GHS.AUS.EN

SECTION 1 IDENTIFICATION OF THE SUBSTANCE / MIXTURE AND OF THE COMPANY / UNDERTAKING

Product Identifier

Product name	Flukare C Flukicide for Cattle and Sheep
Synonyms	APVMA No: 51308
Other means of identification	Not Available

Relevant identified uses of the substance or mixture and uses advised against

Relevant identified uses	Use according to manufacturer's directions.
--------------------------	---

Details of the supplier of the safety data sheet

Registered company name	Virbac (Australia) Pty Limited
Address	361 Horsley Road Milperra NSW 2214 Australia
Telephone	1800 242 100
Fax	+61 2 9772 9773
Website	www.virbac.com.au
Email	au_customerservice@virbac.com.au

Emergency telephone number


Association / Organisation	Poisons Information Centre
Emergency telephone numbers	13 11 26
Other emergency telephone numbers	Not Available

SECTION 2 HAZARDS IDENTIFICATION

Classification of the substance or mixture

HAZARDOUS CHEMICAL. NON-DANGEROUS GOODS. According to the WHS Regulations and the ADG Code.


CHEMWATCH HAZARD RATINGS

	Min	Max	
Flammability	0		
Toxicity	0		
Body Contact	0		
Reactivity	0		
Chronic	2		

0 = Minimum
1 = Low
2 = Moderate
3 = High
4 = Extreme

Poisons Schedule	Not Applicable
Classification ^[1]	Specific target organ toxicity - repeated exposure Category 1
Legend:	1. Classified by Chemwatch; 2. Classification drawn from HSIS ; 3. Classification drawn from EC Directive 1272/2008 - Annex VI

Label elements

Hazard pictogram(s)	
---------------------	---

SIGNAL WORD	DANGER
-------------	---------------

Hazard statement(s)

H372	Causes damage to organs through prolonged or repeated exposure.
------	---

Precautionary statement(s) Prevention

Flukare C Flukicide for Cattle and Sheep

P260	Do not breathe dust/fume/gas/mist/vapours/spray.
P270	Do not eat, drink or smoke when using this product.
P264	Wash all exposed external body areas thoroughly after handling.

Precautionary statement(s) Response

P314	Get medical advice/attention if you feel unwell.
------	--

Precautionary statement(s) Storage

Not Applicable

Precautionary statement(s) Disposal

P501	Dispose of contents/container in accordance with local regulations.
------	---

SECTION 3 COMPOSITION / INFORMATION ON INGREDIENTS

Substances

See section below for composition of Mixtures

Mixtures

CAS No	%[weight]	Name
68786-66-3	11.11	<u>triclabendazole</u> (120g/L)
Not Available	1-10	Ingredients determined not to be hazardous
7732-18-5	>60	<u>water</u>

SECTION 4 FIRST AID MEASURES

Description of first aid measures

Eye Contact	<p>If this product comes in contact with the eyes:</p> <ul style="list-style-type: none"> ▶ Wash out immediately with fresh running water. ▶ Ensure complete irrigation of the eye by keeping eyelids apart and away from eye and moving the eyelids by occasionally lifting the upper and lower lids. ▶ Seek medical attention without delay; if pain persists or recurs seek medical attention. ▶ Removal of contact lenses after an eye injury should only be undertaken by skilled personnel.
Skin Contact	<p>If skin contact occurs:</p> <ul style="list-style-type: none"> ▶ Immediately remove all contaminated clothing, including footwear. ▶ Flush skin and hair with running water (and soap if available). ▶ Seek medical attention in event of irritation. <p>For thermal burns:</p> <ul style="list-style-type: none"> ▶ Decontaminate area around burn. ▶ Consider the use of cold packs and topical antibiotics. <p>For first-degree burns (affecting top layer of skin)</p> <ul style="list-style-type: none"> ▶ Hold burned skin under cool (not cold) running water or immerse in cool water until pain subsides. ▶ Use compresses if running water is not available. ▶ Cover with sterile non-adhesive bandage or clean cloth. ▶ Do NOT apply butter or ointments; this may cause infection. ▶ Give over-the counter pain relievers if pain increases or swelling, redness, fever occur. <p>For second-degree burns (affecting top two layers of skin)</p> <ul style="list-style-type: none"> ▶ Cool the burn by immerse in cold running water for 10-15 minutes. ▶ Use compresses if running water is not available. ▶ Do NOT apply ice as this may lower body temperature and cause further damage. ▶ Do NOT break blisters or apply butter or ointments; this may cause infection. ▶ Protect burn by cover loosely with sterile, nonstick bandage and secure in place with gauze or tape. <p>To prevent shock: (unless the person has a head, neck, or leg injury, or it would cause discomfort):</p> <ul style="list-style-type: none"> ▶ Lay the person flat. ▶ Elevate feet about 12 inches. ▶ Elevate burn area above heart level, if possible. ▶ Cover the person with coat or blanket. ▶ Seek medical assistance. <p>For third-degree burns</p> <p>Seek immediate medical or emergency assistance.</p> <p>In the mean time:</p> <ul style="list-style-type: none"> ▶ Protect burn area cover loosely with sterile, nonstick bandage or, for large areas, a sheet or other material that will not leave lint in wound. ▶ Separate burned toes and fingers with dry, sterile dressings. ▶ Do not soak burn in water or apply ointments or butter; this may cause infection. ▶ To prevent shock see above. ▶ For an airway burn, do not place pillow under the person's head when the person is lying down. This can close the airway. ▶ Have a person with a facial burn sit up. ▶ Check pulse and breathing to monitor for shock until emergency help arrives.
Inhalation	<ul style="list-style-type: none"> ▶ If fumes or combustion products are inhaled remove from contaminated area. ▶ Lay patient down. Keep warm and rested. ▶ Prostheses such as false teeth, which may block airway, should be removed, where possible, prior to initiating first aid procedures. ▶ Apply artificial respiration if not breathing, preferably with a demand valve resuscitator, bag-valve mask device, or pocket mask as trained. Perform CPR if necessary. ▶ Transport to hospital, or doctor.

Flukare C Flukicide for Cattle and Sheep

Ingestion	<ul style="list-style-type: none"> ▶ For advice, contact a Poisons Information Centre or a doctor at once. ▶ Urgent hospital treatment is likely to be needed. ▶ If swallowed do NOT induce vomiting. ▶ If vomiting occurs, lean patient forward or place on left side (head-down position, if possible) to maintain open airway and prevent aspiration. ▶ Observe the patient carefully. ▶ Never give liquid to a person showing signs of being sleepy or with reduced awareness; i.e. becoming unconscious. ▶ Give water to rinse out mouth, then provide liquid slowly and as much as casualty can comfortably drink. ▶ Transport to hospital or doctor without delay.
------------------	--

Indication of any immediate medical attention and special treatment needed

Treat symptomatically.

Following exposures to chlorophenoxy compounds:

- ▶ Acute toxic reactions are rare. The by-product of production, dioxin, may be implicated in subacute features such as hepatic enlargement, chloracne, neuromuscular symptoms and deranged porphyrin metabolism.
- ▶ Large intentional overdoses result in coma, metabolic acidosis, myalgias, muscle weakness, elevated serum creatine kinase, myoglobinuria, irritation of the skin, eyes, respiratory tract and gut and mild renal and hepatic dysfunction.
- ▶ Several cases of sensorimotor peripheral neuropathies have been associated with chronic dermal exposure to 2,4-D. For acute exposures the usual methods of gut and skin contamination (lavage, charcoal, cathartic) are recommended in the first several hours. Alkalisiation of the urine and generous fluid replacement have the added benefit of treating any myoglobinuria present. Monitor metabolic acidosis, hyperthermia, hyperkalaemia, myoglobinuria and hepatic/renal dysfunction. for 2,4-dichlorophenoxyacetic acid (2,4-D) and its derivatives
- ▶ Gastric lavage if there are no signs of impending convulsions.
- ▶ Cautious administration of short-acting anticonvulsant drug if convulsions appear imminent.
- ▶ General supportive measures for central nervous system depression.
- ▶ If hypotension appears, search vigorously for a contributing cause (e.g. dehydration, electrolyte balance, acidosis, myocardial disturbances and hyperpyrexia).
- ▶ As appropriate, treat dehydration, electrolyte disturbances, acidosis, and hyperexia.
- ▶ To promote excretion of 2,4-D, initiate alkaline diuresis, as in salicylate poisoning by injecting sodium bicarbonate, intravenously, until the urine pH exceeds 7.5 and then infuse mannitol; renal clearance rises sharply as urine pH rises above 7.5 - above pH 8.0, it is said to be 100-fold greater than pH 6.0.
- ▶ If cardiac disturbances are suspected, monitor ECG continuously when possible. Prepare to deliver defibrillating shocks in the event of ventricular fibrillation.
- ▶ If hypotension intensifies, a trial with a vasopressor drug may be appropriate. Adrenalin (epinephrine) should be avoided because of possible fibrillation.
- ▶ If myotonia appears, a trial with quinidine may be helpful.
- ▶ Physiotherapy may be necessary for motion disorders associated with peripheral neuritis, myopathy or brain stem dysfunction.

GOSSELIN, SMITH HODGE: Clinical Toxicology of Commercial Products, 5th Ed.

In general, chlorophenoxy herbicides are rapidly absorbed from the gastrointestinal tract and evenly distributed throughout the body; accumulation in human tissues is not expected. A steady-state level in the human body will be achieved within 3–5 days of exposure. The herbicides are eliminated mainly in the urine, mostly unchanged, although fenoprop may be conjugated to a significant extent. Biological half-lives of chlorophenoxy herbicides in mammals range from 10 to 33 h; between 75% and 95% of the ingested amount is excreted within 96 h. Dogs appear to retain chlorophenoxy acids longer than other species as a result of relatively poor urinary clearance and thus may be more susceptible to their toxic effects. Metabolic conversions occur only at high doses. The salt and ester forms are rapidly hydrolysed and follow the same pharmacokinetic pathways as the free acids

SECTION 5 FIREFIGHTING MEASURES

Extinguishing media

The product contains a substantial proportion of water, therefore there are no restrictions on the type of extinguishing media which may be used. Choice of extinguishing media should take into account surrounding areas.

Though the material is non-combustible, evaporation of water from the mixture, caused by the heat of nearby fire, may produce floating layers of combustible substances.

In such an event consider:

- ▶ foam.
- ▶ dry chemical powder.
- ▶ carbon dioxide.

Special hazards arising from the substrate or mixture

Fire Incompatibility	None known.
-----------------------------	-------------

Advice for firefighters

Fire Fighting	<ul style="list-style-type: none"> ▶ Alert Fire Brigade and tell them location and nature of hazard. ▶ Wear breathing apparatus plus protective gloves in the event of a fire. ▶ Prevent, by any means available, spillage from entering drains or water courses. ▶ Use fire fighting procedures suitable for surrounding area. ▶ DO NOT approach containers suspected to be hot. ▶ Cool fire exposed containers with water spray from a protected location. ▶ If safe to do so, remove containers from path of fire. ▶ Equipment should be thoroughly decontaminated after use.
Fire/Explosion Hazard	<ul style="list-style-type: none"> ▶ The material is not readily combustible under normal conditions. ▶ However, it will break down under fire conditions and the organic component may burn. ▶ Not considered to be a significant fire risk. ▶ Heat may cause expansion or decomposition with violent rupture of containers. ▶ Decomposes on heating and may produce toxic fumes of carbon monoxide (CO). ▶ May emit acrid smoke. <p>Decomposes on heating and produces toxic fumes of:</p> <ul style="list-style-type: none"> , carbon dioxide (CO₂) , hydrogen chloride , phosgene , nitrogen oxides (NO_x) , sulfur oxides (SO_x) , other pyrolysis products typical of burning organic material. <p>May emit poisonous fumes. May emit corrosive fumes.</p>
HAZCHEM	Not Applicable

Flukare C Flukicide for Cattle and Sheep

SECTION 6 ACCIDENTAL RELEASE MEASURES

Personal precautions, protective equipment and emergency procedures

See section 8

Environmental precautions

See section 12

Methods and material for containment and cleaning up

Minor Spills	<ul style="list-style-type: none"> ▶ Clean up all spills immediately. ▶ Avoid breathing vapours and contact with skin and eyes. ▶ Control personal contact with the substance, by using protective equipment. ▶ Contain and absorb spill with sand, earth, inert material or vermiculite. ▶ Wipe up. ▶ Place in a suitable, labelled container for waste disposal.
Major Spills	<p>Moderate hazard.</p> <ul style="list-style-type: none"> ▶ Clear area of personnel and move upwind. ▶ Alert Fire Brigade and tell them location and nature of hazard. ▶ Wear breathing apparatus plus protective gloves. ▶ Prevent, by any means available, spillage from entering drains or water course. ▶ Stop leak if safe to do so. ▶ Contain spill with sand, earth or vermiculite. ▶ Collect recoverable product into labelled containers for recycling. ▶ Neutralise/decontaminate residue (see Section 13 for specific agent). ▶ Collect solid residues and seal in labelled drums for disposal. ▶ Wash area and prevent runoff into drains. ▶ After clean up operations, decontaminate and launder all protective clothing and equipment before storing and re-using. ▶ If contamination of drains or waterways occurs, advise emergency services.

Personal Protective Equipment advice is contained in Section 8 of the SDS.

SECTION 7 HANDLING AND STORAGE

Precautions for safe handling

Safe handling	<ul style="list-style-type: none"> ▶ Avoid all personal contact, including inhalation. ▶ Wear protective clothing when risk of exposure occurs. ▶ Use in a well-ventilated area. ▶ Prevent concentration in hollows and sumps. ▶ DO NOT enter confined spaces until atmosphere has been checked. ▶ DO NOT allow material to contact humans, exposed food or food utensils. ▶ Avoid contact with incompatible materials. ▶ When handling, DO NOT eat, drink or smoke. ▶ Keep containers securely sealed when not in use. ▶ Avoid physical damage to containers. ▶ Always wash hands with soap and water after handling. ▶ Work clothes should be laundered separately. Launder contaminated clothing before re-use. ▶ Use good occupational work practice. ▶ Observe manufacturer's storage and handling recommendations contained within this SDS. ▶ Atmosphere should be regularly checked against established exposure standards to ensure safe working conditions are maintained.
Other information	<ul style="list-style-type: none"> ▶ Store in original containers. ▶ Keep containers securely sealed. ▶ Store in a cool, dry, well-ventilated area. ▶ Store away from incompatible materials and foodstuff containers. ▶ Protect containers against physical damage and check regularly for leaks. ▶ Observe manufacturer's storage and handling recommendations contained within this SDS.

Conditions for safe storage, including any incompatibilities

Suitable container	<ul style="list-style-type: none"> ▶ Glass container is suitable for laboratory quantities ▶ Polyethylene or polypropylene container. ▶ Packing as recommended by manufacturer. ▶ Check all containers are clearly labelled and free from leaks.
Storage incompatibility	None known

SECTION 8 EXPOSURE CONTROLS / PERSONAL PROTECTION

Control parameters

OCCUPATIONAL EXPOSURE LIMITS (OEL)

INGREDIENT DATA

Not Available

EMERGENCY LIMITS

Ingredient	Material name	TEEL-1	TEEL-2	TEEL-3
Flukare C Flukicide for Cattle and Sheep	Not Available	Not Available	Not Available	Not Available


Ingredient	Original IDLH	Revised IDLH

Continued...

Flukare C Flukicide for Cattle and Sheep

triclabendazole	Not Available	Not Available
Ingredients determined not to be hazardous	Not Available	Not Available
water	Not Available	Not Available

Exposure controls

Appropriate engineering controls	<p>Enclosed local exhaust ventilation is required at points of dust, fume or vapour generation.</p> <p>HEPA terminated local exhaust ventilation should be considered at point of generation of dust, fumes or vapours.</p> <p>Barrier protection or laminar flow cabinets should be considered for laboratory scale handling.</p> <p>A fume hood or vented balance enclosure is recommended for weighing/ transferring quantities exceeding 500 mg.</p> <p>When handling quantities up to 500 gram in either a standard laboratory with general dilution ventilation (e.g. 6-12 air changes per hour) is preferred. Quantities up to 1 kilogram may require a designated laboratory using fume hood, biological safety cabinet, or approved vented enclosures. Quantities exceeding 1 kilogram should be handled in a designated laboratory or containment laboratory using appropriate barrier/ containment technology.</p> <p>Manufacturing and pilot plant operations require barrier/ containment and direct coupling technologies.</p> <p>Barrier/ containment technology and direct coupling (totally enclosed processes that create a barrier between the equipment and the room) typically use double or split butterfly valves and hybrid unidirectional airflow/ local exhaust ventilation solutions (e.g. powder containment booths). Glove bags, isolator glove box systems are optional. HEPA filtration of exhaust from dry product handling areas is required.</p> <p>Fume-hoods and other open-face containment devices are acceptable when face velocities of at least 1 m/s (200 feet/minute) are achieved. Partitions, barriers, and other partial containment technologies are required to prevent migration of the material to uncontrolled areas. For non-routine emergencies maximum local and general exhaust are necessary. Air contaminants generated in the workplace possess varying "escape" velocities which, in turn, determine the "capture velocities" of fresh circulating air required to effectively remove the contaminant.</p> <table border="1"> <thead> <tr> <th>Type of Contaminant:</th> <th>Air Speed:</th> </tr> </thead> <tbody> <tr> <td>solvent, vapours, etc. evaporating from tank (in still air)</td> <td>0.25-0.5 m/s (50-100 f/min.)</td> </tr> <tr> <td>aerosols, fumes from pouring operations, intermittent container filling, low speed conveyer transfers (released at low velocity into zone of active generation)</td> <td>0.5-1 m/s (100-200 f/min.)</td> </tr> <tr> <td>direct spray, drum filling, conveyer loading, crusher dusts, gas discharge (active generation into zone of rapid air motion)</td> <td>1-2.5 m/s (200-500 f/min.)</td> </tr> </tbody> </table> <p>Within each range the appropriate value depends on:</p> <table border="1"> <thead> <tr> <th>Lower end of the range</th> <th>Upper end of the range</th> </tr> </thead> <tbody> <tr> <td>1: Room air currents minimal or favourable to capture</td> <td>1: Disturbing room air currents</td> </tr> <tr> <td>2: Contaminants of low toxicity or of nuisance value only.</td> <td>2: Contaminants of high toxicity</td> </tr> <tr> <td>3: Intermittent, low production.</td> <td>3: High production, heavy use</td> </tr> <tr> <td>4: Large hood or large air mass in motion</td> <td>4: Small hood-local control only</td> </tr> </tbody> </table> <p>Simple theory shows that air velocity falls rapidly with distance away from the opening of a simple extraction pipe. Velocity generally decreases with the square of distance from the extraction point (in simple cases). Therefore the air speed at the extraction point should be adjusted, accordingly, after reference to distance from the contaminating source. The air velocity at the extraction fan, for example, should be a minimum of 1-2.5 m/s (200-500 f/min.) for extraction of gases discharged 2 meters distant from the extraction point. Other mechanical considerations, producing performance deficits within the extraction apparatus, make it essential that theoretical air velocities are multiplied by factors of 10 or more when extraction systems are installed or used.</p> <p>The need for respiratory protection should also be assessed where incidental or accidental exposure is anticipated: Dependent on levels of contamination, PAPR, full face air purifying devices with P2 or P3 filters or air supplied respirators should be evaluated.</p> <p>The following protective devices are recommended where exposures exceed the recommended exposure control guidelines by factors of:</p> <p>10; high efficiency particulate (HEPA) filters or cartridges</p> <p>10-25; loose-fitting (Tyvek or helmet type) HEPA powered-air purifying respirator.</p> <p>25-50; a full face-piece negative pressure respirator with HEPA filters</p> <p>50-100; tight-fitting, full face-piece HEPA PAPR</p> <p>100-1000; a hood-shroud HEPA PAPR or full face-piece supplied air respirator operated in pressure demand or other positive pressure mode.</p>	Type of Contaminant:	Air Speed:	solvent, vapours, etc. evaporating from tank (in still air)	0.25-0.5 m/s (50-100 f/min.)	aerosols, fumes from pouring operations, intermittent container filling, low speed conveyer transfers (released at low velocity into zone of active generation)	0.5-1 m/s (100-200 f/min.)	direct spray, drum filling, conveyer loading, crusher dusts, gas discharge (active generation into zone of rapid air motion)	1-2.5 m/s (200-500 f/min.)	Lower end of the range	Upper end of the range	1: Room air currents minimal or favourable to capture	1: Disturbing room air currents	2: Contaminants of low toxicity or of nuisance value only.	2: Contaminants of high toxicity	3: Intermittent, low production.	3: High production, heavy use	4: Large hood or large air mass in motion	4: Small hood-local control only
Type of Contaminant:	Air Speed:																		
solvent, vapours, etc. evaporating from tank (in still air)	0.25-0.5 m/s (50-100 f/min.)																		
aerosols, fumes from pouring operations, intermittent container filling, low speed conveyer transfers (released at low velocity into zone of active generation)	0.5-1 m/s (100-200 f/min.)																		
direct spray, drum filling, conveyer loading, crusher dusts, gas discharge (active generation into zone of rapid air motion)	1-2.5 m/s (200-500 f/min.)																		
Lower end of the range	Upper end of the range																		
1: Room air currents minimal or favourable to capture	1: Disturbing room air currents																		
2: Contaminants of low toxicity or of nuisance value only.	2: Contaminants of high toxicity																		
3: Intermittent, low production.	3: High production, heavy use																		
4: Large hood or large air mass in motion	4: Small hood-local control only																		
Personal protection																			
Eye and face protection	<p>When handling very small quantities of the material eye protection may not be required.</p> <p>For laboratory, larger scale or bulk handling or where regular exposure in an occupational setting occurs:</p> <ul style="list-style-type: none"> ▶ Chemical goggles. ▶ Face shield. Full face shield may be required for supplementary but never for primary protection of eyes. ▶ Contact lenses may pose a special hazard; soft contact lenses may absorb and concentrate irritants. A written policy document, describing the wearing of lenses or restrictions on use, should be created for each workplace or task. This should include a review of lens absorption and adsorption for the class of chemicals in use and an account of injury experience. Medical and first-aid personnel should be trained in their removal and suitable equipment should be readily available. In the event of chemical exposure, begin eye irrigation immediately and remove contact lens as soon as practicable. Lens should be removed at the first signs of eye redness or irritation - lens should be removed in a clean environment only after workers have washed hands thoroughly. [CDC NIOSH 																		

Flukare C Flukicide for Cattle and Sheep

	▶ Current Intelligence Bulletin 59], [AS/NZS 1336 or national equivalent]
Skin protection	See Hand protection below
Hands/feet protection	<p>The selection of suitable gloves does not only depend on the material, but also on further marks of quality which vary from manufacturer to manufacturer. Where the chemical is a preparation of several substances, the resistance of the glove material can not be calculated in advance and has therefore to be checked prior to the application.</p> <p>The exact break through time for substances has to be obtained from the manufacturer of the protective gloves and has to be observed when making a final choice.</p> <p>Personal hygiene is a key element of effective hand care. Gloves must only be worn on clean hands. After using gloves, hands should be washed and dried thoroughly. Application of a non-perfumed moisturizer is recommended.</p> <p>Suitability and durability of glove type is dependent on usage. Important factors in the selection of gloves include:</p> <ul style="list-style-type: none"> • frequency and duration of contact, • chemical resistance of glove material, • glove thickness and • dexterity <p>Select gloves tested to a relevant standard (e.g. Europe EN 374, US F739, AS/NZS 2161.1 or national equivalent).</p> <ul style="list-style-type: none"> • When prolonged or frequently repeated contact may occur, a glove with a protection class of 5 or higher (breakthrough time greater than 240 minutes according to EN 374, AS/NZS 2161.10.1 or national equivalent) is recommended. • When only brief contact is expected, a glove with a protection class of 3 or higher (breakthrough time greater than 60 minutes according to EN 374, AS/NZS 2161.10.1 or national equivalent) is recommended. • Some glove polymer types are less affected by movement and this should be taken into account when considering gloves for long-term use. • Contaminated gloves should be replaced. <p>For general applications, gloves with a thickness typically greater than 0.35 mm, are recommended.</p> <p>It should be emphasised that glove thickness is not necessarily a good predictor of glove resistance to a specific chemical, as the permeation efficiency of the glove will be dependent on the exact composition of the glove material. Therefore, glove selection should also be based on consideration of the task requirements and knowledge of breakthrough times.</p> <p>Glove thickness may also vary depending on the glove manufacturer, the glove type and the glove model. Therefore, the manufacturers' technical data should always be taken into account to ensure selection of the most appropriate glove for the task.</p> <p>Note: Depending on the activity being conducted, gloves of varying thickness may be required for specific tasks. For example:</p> <ul style="list-style-type: none"> • Thinner gloves (down to 0.1 mm or less) may be required where a high degree of manual dexterity is needed. However, these gloves are only likely to give short duration protection and would normally be just for single use applications, then disposed of. • Thicker gloves (up to 3 mm or more) may be required where there is a mechanical (as well as a chemical) risk i.e. where there is abrasion or puncture potential <p>Gloves must only be worn on clean hands. After using gloves, hands should be washed and dried thoroughly. Application of a non-perfumed moisturiser is recommended.</p> <ul style="list-style-type: none"> ▶ Rubber gloves (nitrile or low-protein, powder-free latex, latex/ nitrile). Employees allergic to latex gloves should use nitrile gloves in preference. ▶ Double gloving should be considered. ▶ PVC gloves. ▶ Change gloves frequently and when contaminated, punctured or torn. ▶ Wash hands immediately after removing gloves. ▶ Protective shoe covers. [AS/NZS 2210] ▶ Head covering.
Body protection	See Other protection below
Other protection	<ul style="list-style-type: none"> ▶ For quantities up to 500 grams a laboratory coat may be suitable. ▶ For quantities up to 1 kilogram a disposable laboratory coat or coverall of low permeability is recommended. Coveralls should be buttoned at collar and cuffs. ▶ For quantities over 1 kilogram and manufacturing operations, wear disposable coverall of low permeability and disposable shoe covers. ▶ For manufacturing operations, air-supplied full body suits may be required for the provision of advanced respiratory protection. ▶ Eye wash unit. ▶ Ensure there is ready access to an emergency shower. ▶ For Emergencies: Vinyl suit
Thermal hazards	Not Available

Recommended material(s)

GLOVE SELECTION INDEX

Glove selection is based on a modified presentation of the:

"Forsberg Clothing Performance Index".

The effect(s) of the following substance(s) are taken into account in the **computer-generated** selection:

Flukare C Flukicide for Cattle and Sheep

Material	CPI
BUTYL	C
NATURAL RUBBER	C
NEOPRENE	C
PVA	C
VITON	C

* CPI - Chemwatch Performance Index

A: Best Selection

B: Satisfactory; may degrade after 4 hours continuous immersion

C: Poor to Dangerous Choice for other than short term immersion

NOTE: As a series of factors will influence the actual performance of the glove, a final selection must be based on detailed observation. -

* Where the glove is to be used on a short term, casual or infrequent basis, factors such as "feel" or convenience (e.g. disposability), may dictate a choice of gloves which might otherwise be unsuitable following long-term or frequent use. A qualified practitioner should be consulted.

Respiratory protection

Type A Filter of sufficient capacity, (AS/NZS 1716 & 1715, EN 143:2000 & 149:2001, ANSI Z88 or national equivalent)

Selection of the Class and Type of respirator will depend upon the level of breathing zone contaminant and the chemical nature of the contaminant. Protection Factors (defined as the ratio of contaminant outside and inside the mask) may also be important.

Required minimum protection factor	Maximum gas/vapour concentration present in air p.p.m. (by volume)	Half-face Respirator	Full-Face Respirator
up to 10	1000	A-AUS / Class1	-
up to 50	1000	-	A-AUS / Class 1
up to 50	5000	Airline *	-
up to 100	5000	-	A-2
up to 100	10000	-	A-3
100+			Airline**

* - Continuous Flow ** - Continuous-flow or positive pressure demand
 A(All classes) = Organic vapours, B AUS or B1 = Acid gasses, B2 = Acid gas or hydrogen cyanide(HCN), B3 = Acid gas or hydrogen cyanide(HCN), E = Sulfur dioxide(SO₂), G = Agricultural chemicals, K = Ammonia(NH₃), Hg = Mercury, NO = Oxides of nitrogen, MB = Methyl bromide, AX = Low boiling point organic compounds(below 65 degC)

Cartridge respirators should never be used for emergency ingress or in areas of unknown vapour concentrations or oxygen content. The wearer must be warned to leave the contaminated area immediately on detecting any odours through the respirator. The odour may indicate that the mask is not functioning properly, that the vapour concentration is too high, or that the mask is not properly fitted. Because of these limitations, only restricted use of cartridge respirators is

Flukare C Flukicide for Cattle and Sheep

considered appropriate.

SECTION 9 PHYSICAL AND CHEMICAL PROPERTIES

Information on basic physical and chemical properties

Appearance	Off-white suspension; disperses in water.		
Physical state	Liquid	Relative density (Water = 1)	1.04-1.08
Odour	Not Available	Partition coefficient n-octanol / water	Not Available
Odour threshold	Not Available	Auto-ignition temperature (°C)	Not Available
pH (as supplied)	Not Available	Decomposition temperature	Not Available
Melting point / freezing point (°C)	Not Available	Viscosity (cSt)	Not Available
Initial boiling point and boiling range (°C)	Not Available	Molecular weight (g/mol)	Not Applicable
Flash point (°C)	Not Applicable	Taste	Not Available
Evaporation rate	Not Available	Explosive properties	Not Available
Flammability	Not Applicable	Oxidising properties	Not Available
Upper Explosive Limit (%)	Not Applicable	Surface Tension (dyn/cm or mN/m)	Not Available
Lower Explosive Limit (%)	Not Applicable	Volatile Component (%vol)	Not Available
Vapour pressure (kPa)	Not Available	Gas group	Not Available
Solubility in water (g/L)	Miscible	pH as a solution (1%)	Not Available
Vapour density (Air = 1)	Not Available	VOC g/L	20.79

SECTION 10 STABILITY AND REACTIVITY

Reactivity	See section 7
Chemical stability	<ul style="list-style-type: none"> ▶ Unstable in the presence of incompatible materials. ▶ Product is considered stable. ▶ Hazardous polymerisation will not occur.
Possibility of hazardous reactions	See section 7
Conditions to avoid	See section 7
Incompatible materials	See section 7
Hazardous decomposition products	See section 5

SECTION 11 TOXICOLOGICAL INFORMATION

Information on toxicological effects

Inhaled	<p>The material is not thought to produce respiratory irritation (as classified by EC Directives using animal models). Nevertheless inhalation of vapours, fumes or aerosols, especially for prolonged periods, may produce respiratory discomfort and occasionally, distress.</p> <p>Inhalation of vapours or aerosols (mists, fumes), generated by the material during the course of normal handling, may be damaging to the health of the individual.</p> <p>Inhalation of chlorophenoxy dusts or mists may result in sore throat, burning sensations in the throat and chest, cough, tears, inflamed nose, dizziness and inco-ordination, as a result of absorption from the lungs.</p>
Ingestion	<p>Accidental ingestion of the material may be damaging to the health of the individual.</p> <p>Benzimidazole carbamate antihelmthics, used at doses for treatment, have produced allergic reaction (which may be associated with destruction of parasites), raised liver enzyme values, and may be associated with loss of white cells and hair. Extremely large oral doses may produce intestinal cramps, loss of appetite, lethargy, lung bleeding, oedema, liver and epicardial bleeding, and nausea, vomiting and diarrhoea.</p> <p>Chlorophenoxy compounds irritate the digestive system and cause nausea and vomiting, chest pain, and diarrhoea. Taking large doses can result in mineral imbalance, temperature changes, hyperventilation, low blood pressure, dilated blood vessels, damage to the heart and liver with death of white blood cells, and convulsions.</p>
Skin Contact	<p>The material is not thought to be a skin irritant (as classified by EC Directives using animal models). Temporary discomfort, however, may result from prolonged dermal exposures.</p> <p>Skin contact with the material may damage the health of the individual; systemic effects may result following absorption.</p> <p>Open cuts, abraded or irritated skin should not be exposed to this material</p> <p>2,4-D and its derivatives can all be absorbed through the skin of humans. Severe peripheral neuropathy has followed causing limb paralysis and loss of sensation.</p> <p>Entry into the blood-stream, through, for example, cuts, abrasions or lesions, may produce systemic injury with harmful effects. Examine the skin prior to the use of the material and ensure that any external damage is suitably protected.</p>
Eye	<p>Corneal injury resulting from 2,4-D exposure may be slow to heal.</p>
Chronic	<p>Toxic: danger of serious damage to health by prolonged exposure if swallowed.</p> <p>This material can cause serious damage if one is exposed to it for long periods. It can be assumed that it contains a substance which can produce severe defects.</p> <p>Substance accumulation, in the human body, may occur and may cause some concern following repeated or long-term occupational exposure.</p> <p>Based on experience with animal studies, there is a possibility that exposure to the material may result in toxic effects to the development of the foetus, at levels which do not cause significant toxic effects to the mother.</p>

Continued...

Flukare C Flukicide for Cattle and Sheep

Chlorophenoxy herbicides cause an increased risk of cancers of soft tissue, lymph and bronchi. Inflammation of skin can result from long term contact. Benzimidazole carbamate anthelmthics, used at doses for treatment, have produced allergic reaction (which may be associated with destruction of parasites), raised liver enzyme values, and may be associated with loss of white cells and hair. Extremely large oral doses may produce intestinal cramps, loss of appetite, lethargy, lung bleeding, oedema, liver and epicardial bleeding, and nausea, vomiting and diarrhoea.

Flukare C Flukicide for Cattle and Sheep	TOXICITY	IRRITATION
	Not Available	Not Available
triclabendazole	TOXICITY	IRRITATION
	dermal (rat) LD50: >4000 mg/kg ^[2]	Eye: slight *
	Inhalation (rat) LC50: >0.0005 mg/L/4h ^[2]	
	Oral (rat) LD50: >8000 mg/kg ^[2]	
water	TOXICITY	IRRITATION
	Not Available	Not Available

Legend: 1. Value obtained from Europe ECHA Registered Substances - Acute toxicity 2.* Value obtained from manufacturer's SDS. Unless otherwise specified data extracted from RTECS - Register of Toxic Effect of chemical Substances

TRICLABENDAZOLE	For chlorophenoxy pesticides: 551chlph
	WARNING: This substance has been classified by the IARC as Group 2B: Possibly Carcinogenic to Humans. Side-reactions during manufacture of the parent compound may result in the production of trace amounts of polyhalogenated aromatic hydrocarbon(s). Halogenated phenols, and especially their alkali salts, can condense above 300 deg. Polyhalogenated aromatic hydrocarbons (PHAHs) can cause effects on hormones and mimic thyroid hormone. Acne, discharge in the eye, eyelid swellings and visual disturbances may occur. Foetotoxicity recorded. * Transchem MSDS
WATER	No significant acute toxicological data identified in literature search.

Acute Toxicity	☐	Carcinogenicity	☐
Skin Irritation/Corrosion	☐	Reproductivity	☐
Serious Eye Damage/Irritation	☐	STOT - Single Exposure	☐
Respiratory or Skin sensitisation	☐	STOT - Repeated Exposure	✓
Mutagenicity	☐	Aspiration Hazard	☐

Legend: ✗ - Data available but does not fill the criteria for classification
✓ - Data available to make classification
☐ - Data Not Available to make classification

SECTION 12 ECOLOGICAL INFORMATION

Toxicity

Flukare C Flukicide for Cattle and Sheep	ENDPOINT	TEST DURATION (HR)	SPECIES	VALUE	SOURCE
	Not Available	Not Available	Not Available	Not Available	Not Available
triclabendazole	ENDPOINT	TEST DURATION (HR)	SPECIES	VALUE	SOURCE
	Not Available	Not Available	Not Available	Not Available	Not Available
water	ENDPOINT	TEST DURATION (HR)	SPECIES	VALUE	SOURCE
	Not Available	Not Available	Not Available	Not Available	Not Available

Legend: Extracted from 1. IUCLID Toxicity Data 2. Europe ECHA Registered Substances - Ecotoxicological Information - Aquatic Toxicity 3. EPIWIN Suite V3.12 (QSAR) - Aquatic Toxicity Data (Estimated) 4. US EPA, Ecotox database - Aquatic Toxicity Data 5. ECETOC Aquatic Hazard Assessment Data 6. NITE (Japan) - Bioconcentration Data 7. METI (Japan) - Bioconcentration Data 8. Vendor Data

DO NOT discharge into sewer or waterways.

Persistence and degradability

Ingredient	Persistence: Water/Soil	Persistence: Air
water	LOW	LOW

Bioaccumulative potential

Ingredient	Bioaccumulation
water	LOW (LogKOW = -1.38)

Mobility in soil

Ingredient	Mobility
water	LOW (KOC = 14.3)

SECTION 13 DISPOSAL CONSIDERATIONS**Waste treatment methods**

Product / Packaging disposal	<p>Legislation addressing waste disposal requirements may differ by country, state and/ or territory. Each user must refer to laws operating in their area. In some areas, certain wastes must be tracked.</p> <p>A Hierarchy of Controls seems to be common - the user should investigate:</p> <ul style="list-style-type: none"> ▶ Reduction ▶ Reuse ▶ Recycling ▶ Disposal (if all else fails) <p>This material may be recycled if unused, or if it has not been contaminated so as to make it unsuitable for its intended use. If it has been contaminated, it may be possible to reclaim the product by filtration, distillation or some other means. Shelf life considerations should also be applied in making decisions of this type. Note that properties of a material may change in use, and recycling or reuse may not always be appropriate.</p> <ul style="list-style-type: none"> ▶ DO NOT allow wash water from cleaning or process equipment to enter drains. ▶ It may be necessary to collect all wash water for treatment before disposal. ▶ In all cases disposal to sewer may be subject to local laws and regulations and these should be considered first. ▶ Where in doubt contact the responsible authority. ▶ Recycle wherever possible. ▶ Consult manufacturer for recycling options or consult local or regional waste management authority for disposal if no suitable treatment or disposal facility can be identified. ▶ Dispose of by: burial in a land-fill specifically licensed to accept chemical and / or pharmaceutical wastes or incineration in a licensed apparatus (after admixture with suitable combustible material). ▶ Decontaminate empty containers. Observe all label safeguards until containers are cleaned and destroyed.
-------------------------------------	--

SECTION 14 TRANSPORT INFORMATION**Labels Required**

Marine Pollutant	NO
HAZCHEM	Not Applicable

Land transport (ADG): NOT REGULATED FOR TRANSPORT OF DANGEROUS GOODS

Air transport (ICAO-IATA / DGR): NOT REGULATED FOR TRANSPORT OF DANGEROUS GOODS

Sea transport (IMDG-Code / GGVSee): NOT REGULATED FOR TRANSPORT OF DANGEROUS GOODS

Transport in bulk according to Annex II of MARPOL and the IBC code

Not Applicable

SECTION 15 REGULATORY INFORMATION

Safety, health and environmental regulations / legislation specific for the substance or mixture

TRICLABENDAZOLE(68786-66-3) IS FOUND ON THE FOLLOWING REGULATORY LISTS

Australia Hazardous Substances Information System - Consolidated Lists

Australia Inventory of Chemical Substances (AICS)

WATER(7732-18-5) IS FOUND ON THE FOLLOWING REGULATORY LISTS

Australia Inventory of Chemical Substances (AICS)

National Inventory	Status
Australia - AICS	Y
Canada - DSL	N (triclabendazole)
Canada - NDSL	N (water; triclabendazole)
China - IECSC	N (triclabendazole)
Europe - EINEC / ELINCS / NLP	N (triclabendazole)
Japan - ENCS	N (triclabendazole)
Korea - KECI	N (triclabendazole)
New Zealand - NZIoC	Y
Philippines - PICCS	N (triclabendazole)
USA - TSCA	N (triclabendazole)
Legend:	Y = All ingredients are on the inventory N = Not determined or one or more ingredients are not on the inventory and are not exempt from listing(see specific ingredients in brackets)

SECTION 16 OTHER INFORMATION**Other information**

Flukare C Flukicide for Cattle and Sheep

Classification of the preparation and its individual components has drawn on official and authoritative sources as well as independent review by the Chemwatch Classification committee using available literature references.

The SDS is a Hazard Communication tool and should be used to assist in the Risk Assessment. Many factors determine whether the reported Hazards are Risks in the workplace or other settings. Risks may be determined by reference to Exposures Scenarios. Scale of use, frequency of use and current or available engineering controls must be considered.

Definitions and abbreviations

PC – TWA: Permissible Concentration-Time Weighted Average
PC – STEL: Permissible Concentration-Short Term Exposure Limit
IARC: International Agency for Research on Cancer
ACGIH: American Conference of Governmental Industrial Hygienists
STEL: Short Term Exposure Limit
TEEL: Temporary Emergency Exposure Limit,
IDLH: Immediately Dangerous to Life or Health Concentrations
OSF: Odour Safety Factor
NOAEL :No Observed Adverse Effect Level
LOAEL: Lowest Observed Adverse Effect Level
TLV: Threshold Limit Value
LOD: Limit Of Detection
OTV: Odour Threshold Value
BCF: BioConcentration Factors
BEI: Biological Exposure Index

This document is copyright.

Apart from any fair dealing for the purposes of private study, research, review or criticism, as permitted under the Copyright Act, no part may be reproduced by any process without written permission from CHEMWATCH.

TEL (+61 3) 9572 4700.